

CALCULATION OF FIRM SALES COST OF GAS RATE

Period Covered: November 1, 2009 - April 30, 2010

| (Col 1) | (Col 2) | (Col 3) |
|--|-------------------|---------------------------|
| Total Anticipated Direct Cost of Gas | \$26,983,610 | |
| Projected Prorated Sales (11/01/09 - 04/30/10) | \$28,473,787 | |
| Direct Cost of Gas Rate | | \$0.9476 per therm |
| Demand Cost of Gas Rate | \$10,354,129 | \$0.3636 per therm |
| Commodity Cost of Gas Rate | \$16,629,481 | \$0.5840 per therm |
| Total Direct Cost of Gas Rate | \$26,983,610 | \$0.9476 per therm |
| Total Anticipated Indirect Cost of Gas | \$2,683,860 | |
| Projected Prorated Sales (11/01/09 - 04/30/10) | 28,473,787 | |
| Indirect Cost of Gas | | \$0.0943 per therm |
| TOTAL PERIOD AVERAGE COST OF GAS (Determined 12/22/09) | \$29,667,470 | \$1.0419 per therm |
| TOTAL PERIOD AVERAGE COST OF GAS (Determined 10/30/09) | \$31,275,971 | |
| CHANGE IN TOTAL PERIOD COST OF GAS | (\$1,608,501) | |
| PROJECTED SALES (01/01/10 - 04/30/10) | 21,104,860 | Therms |
| PER UNIT CHANGE IN COST OF GAS (01/01/10 - 04/30/10) | (\$0.0762) | per Therm |
| Period Ending Under-collection as determined on 1/25/10¹ | \$807,686 | |
| PROJECTED SALES (02/01/10 - 04/30/10) | 14,948,310 | Therms |
| PER UNIT CHANGE IN COST OF GAS (02/01/10 - 04/30/10) | \$0.0540 | per Therm |

¹ Under-collection w/o rate adjustment as contained in NUI's COG Report dated January 25, 2010

| | | |
|--|--------------------------|---------------------------|
| RESIDENTIAL COST OF GAS RATE - 02/01/10 | COGwr | \$1.0758 per therm |
| | Maximum (COG+25%) | \$1.3725 |
| RESIDENTIAL COST OF GAS RATE - 11/01/09 | \$1.0980 | per therm |
| CHANGE IN PER UNIT COST | (\$0.0762) | per therm |
| RESIDENTIAL COST OF GAS RATE - 01/01/10 | \$1.0218 | per therm |
| CHANGE IN PER UNIT COST | \$0.0540 | per therm |
| RESIDENTIAL COST OF GAS RATE - 02/01/10 | \$1.0758 | per therm |

| | | |
|---|--------------------------|---------------------------|
| COM/IND LOW WINTER USE COST OF GAS RATE - 02/01/10 | COGwl | \$1.0408 per therm |
| | Maximum (COG+25%) | \$1.3288 |
| COM/IND LOW WINTER USE COST OF GAS RATE - 11/01/09 | \$1.0630 | per therm |
| CHANGE IN PER UNIT COST | (\$0.0762) | per therm |
| COM/IND LOW WINTER USE COST OF GAS RATE - 01/01/10 | \$0.9868 | per therm |
| CHANGE IN PER UNIT COST | \$0.0540 | per therm |
| COM/IND LOW WINTER USE COST OF GAS RATE - 02/01/10 | \$1.0408 | per therm |


| | | |
|--|--------------------------|---------------------------|
| COM/IND HIGH WINTER USE COST OF GAS RATE - 02/01/10 | COGwh | \$1.0836 per therm |
| | Maximum (COG+25%) | \$1.3823 |
| COM/IND HIGH WINTER USE COST OF GAS RATE - 11/01/09 | \$1.1058 | per therm |
| CHANGE IN PER UNIT COST | (\$0.0762) | per therm |
| COM/IND HIGH WINTER USE COST OF GAS RATE - 01/01/10 | \$1.0296 | per therm |
| CHANGE IN PER UNIT COST | \$0.0540 | per therm |
| COM/IND HIGH WINTER USE COST OF GAS RATE - 02/01/10 | \$1.0836 | per therm |

Issued: January 27, 2010

Effective Date: February 1, 2010

Authorized by NHPUC Order No. 25,035, in Docket No. DG 09-167, dated October 29, 2009.

Issued By:


Treasurer

NORTHERN UTILITIES, INC. - NEW HAMPSHIRE DIVISION
WINTER SEASON RESIDENTIAL RATES

| Winter Season February 2010 - April 2010 | | Tariff Rates | Total Delivery Rates (Includes LDAC) | Total Billed Rates Tariff Rates, LDAC Plus Cost of Gas |
|---|------------------------------------|-----------------|--|--|
| Residential Heating | <u>Tariff Rate R 5:</u> | | | |
| | Monthly Customer Charge | \$9.50 | \$9.50 | \$9.50 |
| | First 50 therms | \$0.4102 | \$0.4399 | \$1.5157 |
| | All usage over 50 therms | \$0.2990 | \$0.3287 | \$1.4045 |
| | LDAC | \$0.0297 | | |
| | <u>Gas Cost Adjustment:</u> | | | |
| | Cost of Gas | \$1.0758 | | |
| Residential Heating Low Income | <u>Tariff Rate R 10:</u> | | | |
| | Monthly Customer Charge | \$3.80 | \$3.80 | \$3.80 |
| | First 50 therms | \$0.1641 | \$0.1938 | \$1.2696 |
| | All usage over 50 therms | \$0.1196 | \$0.1493 | \$1.2251 |
| | LDAC | \$0.0297 | | |
| | <u>Gas Cost Adjustment:</u> | | | |
| | Cost of Gas | \$1.0758 | | |
| Residential Non-Heating | <u>Tariff Rate R 6:</u> | | | |
| | Bi-monthly Customer Charge | \$19.00 | \$19.00 | \$19.00 |
| | First 20 therms | \$0.4067 | \$0.4364 | \$1.5122 |
| | All usage over 20 therms | \$0.3082 | \$0.3379 | \$1.4137 |
| | Monthly Customer Charge | \$9.50 | \$9.50 | \$9.50 |
| | First 10 therms | \$0.4067 | \$0.4364 | \$1.5122 |
| | All usage over 10 therms | \$0.3082 | \$0.3379 | \$1.4137 |
| | LDAC | \$0.0297 | | |
| | <u>Gas Cost Adjustment:</u> | | | |
| | Cost of Gas | \$1.0758 | | |
| Residential Non-Heating Low Income | <u>Tariff Rate R 11:</u> | | | |
| | Bi-monthly Customer Charge | \$13.80 | \$13.80 | \$13.80 |
| | First 20 therms | \$0.3084 | \$0.3381 | \$1.4139 |
| | All usage over 20 therms | \$0.2335 | \$0.2632 | \$1.3390 |
| | Monthly Customer Charge | \$6.90 | \$6.90 | \$6.90 |
| | First 10 therms | \$0.3084 | \$0.3381 | \$1.4139 |
| | All usage over 10 therms | \$0.2335 | \$0.2632 | \$1.3390 |
| | LDAC | \$0.0297 | | |
| | <u>Gas Cost Adjustment:</u> | | | |
| | Cost of Gas | \$1.0758 | | |

Issued: January 27, 2010


Effective: With Service Rendered On and After February 1, 2010

Authorized by NHPUC Order No. 25,035, in Docket No. DG 09-167, dated October 29, 2009.

Issued by:

Title:

Treasurer



NORTHERN UTILITIES - NEW HAMPSHIRE DIVISION
WINTER SEASON C&I RATES

| Winter Season February 2010 - April 2010 | | Tariff Rates | Total Delivery Rates (Includes LDAC) | Total Billed Rates Tariff Rates, LDAC Plus Cost of Gas |
|---|------------------------------------|-----------------|--|--|
| C&I Low Annual/High Winter | <u>Tariff Rate G 40:</u> | | | |
| | Monthly Customer Charge | \$18.70 | \$18.70 | \$18.70 |
| | First 75 therms | \$0.3077 | \$0.3243 | \$1.4079 |
| | All usage over 75 therms | \$0.2007 | \$0.2173 | \$1.3009 |
| | LDAC | \$0.0166 | | |
| C&I Low Annual/Low Winter | <u>Gas Cost Adjustment:</u> | | | |
| | Cost of Gas | \$1.0836 | | |
| | <u>Tariff Rate G 50:</u> | | | |
| | Monthly Customer Charge | \$18.70 | \$18.70 | \$18.70 |
| | First 75 therms | \$0.3018 | \$0.3184 | \$1.3592 |
| C&I Medium Annual/High Winter | All usage over 75 therms | \$0.1969 | \$0.2135 | \$1.2543 |
| | LDAC | \$0.0166 | | |
| | <u>Gas Cost Adjustment:</u> | | | |
| | Cost of Gas | \$1.0408 | | |
| | <u>Tariff Rate G 41:</u> | | | |
| C&I Medium Annual/Low Winter | Monthly Customer Charge | \$60.30 | \$60.30 | \$60.30 |
| | All usage | \$0.1942 | \$0.2108 | \$1.2944 |
| | LDAC | \$0.0166 | | |
| | <u>Gas Cost Adjustment:</u> | | | |
| | Cost of Gas | \$1.0836 | | |
| C&I High Annual/High Winter | <u>Tariff Rate G 51:</u> | | | |
| | Monthly Customer Charge | \$60.30 | \$60.30 | \$60.30 |
| | First 1300 therms | \$0.1862 | \$0.2028 | \$1.2436 |
| | All usage over 1300 therms | \$0.1467 | \$0.1633 | \$1.2041 |
| | LDAC | \$0.0166 | | |
| C&I High Annual/Low Winter | <u>Gas Cost Adjustment:</u> | | | |
| | Cost of Gas | \$1.0408 | | |
| | <u>Tariff Rate G 42:</u> | | | |
| | Monthly Customer Charge | \$254.00 | \$254.00 | \$254.00 |
| | All usage | \$0.1725 | \$0.1891 | \$1.2727 |
| C&I High Annual/Low Winter | LDAC | \$0.0166 | | |
| | <u>Gas Cost Adjustment:</u> | | | |
| | Cost of Gas | \$1.0836 | | |
| | <u>Tariff Rate G 52:</u> | | | |
| | Monthly Customer Charge | \$254.00 | \$254.00 | \$254.00 |
| C&I High Annual/Low Winter | All usage | \$0.1262 | \$0.1428 | \$1.1836 |
| | LDAC | \$0.0166 | | |
| | <u>Gas Cost Adjustment:</u> | | | |
| | Cost of Gas | \$1.0408 | | |
| | <u>Tariff Rate G 52:</u> | | | |

Issued: January 27, 2010

Effective: With Service Rendered On and After February 1, 2010

Authorized by NHPUC Order No. 25,035, in Docket No. DG 09-167, dated October 29, 2009.

Issued by:

Title:


Treasurer

CALCULATION OF FIRM SALES COST OF GAS RATE

Period Covered: November 1, 2009 - April 30, 2010

| (Col 1) | (Col 2) | (Col 3) |
|--|-------------------|---------------------------|
| Total Anticipated Direct Cost of Gas | \$26,983,610 | |
| Projected Prorated Sales (11/01/09 - 04/30/10) | \$28,473,787 | |
| Direct Cost of Gas Rate | | \$0.9476 per therm |
| Demand Cost of Gas Rate | \$10,354,129 | \$0.3636 per therm |
| Commodity Cost of Gas Rate | \$16,629,481 | \$0.5840 per therm |
| Total Direct Cost of Gas Rate | \$26,983,610 | \$0.9476 per therm |
| Total Anticipated Indirect Cost of Gas | \$2,683,860 | |
| Projected Prorated Sales (11/01/09 - 04/30/10) | 28,473,787 | |
| Indirect Cost of Gas | | \$0.0943 per therm |
| TOTAL PERIOD AVERAGE COST OF GAS (Determined 12/22/09) | \$29,667,470 | \$1.0419 per therm |
| TOTAL PERIOD AVERAGE COST OF GAS (Determined 10/30/09) | \$31,275,971 | |
| CHANGE IN TOTAL PERIOD COST OF GAS | (\$1,608,501) | |
| PROJECTED SALES (01/01/10 - 04/30/10) | 21,104,860 | Therms |
| PER UNIT CHANGE IN COST OF GAS (01/01/10 - 04/30/10) | (\$0.0762) | per Therm |
| Period Ending Under-collection as determined on 1/25/10 ¹ | <u>\$807,686</u> | |
| <u>PROJECTED SALES (02/01/10 - 04/30/10)</u> | <u>14,948,310</u> | <u>Therms</u> |
| <u>PER UNIT CHANGE IN COST OF GAS (02/01/10 - 04/30/10)</u> | <u>\$0.0540</u> | <u>per Therm</u> |

¹ Under-collection w/o rate adjustment as contained in NUI's COG Report dated January 25, 2010

| | | |
|---|--------------|---|
| RESIDENTIAL COST OF GAS RATE - 04/02/01/10 | COGwr | \$1.0218 \$1.0758 per therm |
|---|--------------|---|

Maximum (COG+25%) \$1.3725

| | | |
|--|-----------------|------------------|
| RESIDENTIAL COST OF GAS RATE - 11/01/09 | \$1.0980 | per therm |
| CHANGE IN PER UNIT COST | (\$0.0762) | per therm |
| RESIDENTIAL COST OF GAS RATE - 01/01/10 | <u>\$1.0218</u> | per therm |
| <u>CHANGE IN PER UNIT COST</u> | <u>\$0.0540</u> | <u>per therm</u> |
| <u>RESIDENTIAL COST OF GAS RATE - 02/01/10</u> | <u>\$1.0758</u> | <u>per therm</u> |

| | | |
|--|--------------|---|
| COM/IND LOW WINTER USE COST OF GAS RATE - 04/02/01/10 | COGwl | \$0.9868 \$1.0408 per therm |
|--|--------------|---|

Maximum (COG+25%) \$1.3288

| | | |
|---|-----------------|------------------|
| COM/IND LOW WINTER USE COST OF GAS RATE - 11/01/09 | \$1.0630 | per therm |
| CHANGE IN PER UNIT COST | (\$0.0762) | per therm |
| COM/IND LOW WINTER USE COST OF GAS RATE - 01/01/10 | <u>\$0.9868</u> | per therm |
| <u>CHANGE IN PER UNIT COST</u> | <u>\$0.0540</u> | <u>per therm</u> |
| <u>COM/IND LOW WINTER USE COST OF GAS RATE - 02/01/10</u> | <u>\$1.0408</u> | <u>per therm</u> |

| | | |
|---|--------------|---|
| COM/IND HIGH WINTER USE COST OF GAS RATE - 04/02/01/10 | COGwh | \$1.0296 \$1.0836 per therm |
|---|--------------|---|

Maximum (COG+25%) \$1.3823


| | | |
|--|-----------------|------------------|
| COM/IND HIGH WINTER USE COST OF GAS RATE - 11/01/09 | \$1.1058 | per therm |
| CHANGE IN PER UNIT COST | (\$0.0762) | per therm |
| COM/IND HIGH WINTER USE COST OF GAS RATE - 01/01/10 | <u>\$1.0296</u> | per therm |
| <u>CHANGE IN PER UNIT COST</u> | <u>\$0.0540</u> | <u>per therm</u> |
| <u>COM/IND HIGH WINTER USE COST OF GAS RATE - 02/01/10</u> | <u>\$1.0836</u> | <u>per therm</u> |

Issued: ~~December 22~~ January 27, 2010

Effective Date: ~~January~~ February 1, 2010

Authorized by NHPUC Order No. 25,035, in Docket No. DG 09-167, dated October 29, 2009.

Issued By:


Treasurer

NORTHERN UTILITIES, INC. - NEW HAMPSHIRE DIVISION
WINTER SEASON RESIDENTIAL RATES

| Winter Season January ^{February} 2010 - April 2010 | | Tariff Rates | Total Delivery Rates (Includes LDAC) | Total Billed Rates Tariff Rates, LDAC Plus Cost of Gas |
|---|-----------------------------------|-------------------------------------|--|--|
| Residential Heating | Tariff Rate R 5: | | | |
| | Monthly Customer Charge | \$9.50 | \$9.50 | \$9.50 |
| | First 50 therms | \$0.4102 | \$0.4399 | 1.4617 ^{1.5157} |
| | All usage over 50 therms | \$0.2990 | \$0.3287 | 1.3505 ^{1.4045} |
| | LDAC | \$0.0297 | | |
| Gas Cost Adjustment: | | | | |
| Cost of Gas | | 1.0248 ^{1.0758} | | |
| Residential Heating Low Income | Tariff Rate R 10: | | | |
| | Monthly Customer Charge | \$3.80 | \$3.80 | \$3.80 |
| | First 50 therms | \$0.1641 | \$0.1938 | 1.2456 ^{1.2696} |
| | All usage over 50 therms | \$0.1196 | \$0.1493 | 1.1744 ^{1.2251} |
| | LDAC | \$0.0297 | | |
| Gas Cost Adjustment: | | | | |
| Cost of Gas | | 1.0248 ^{1.0758} | | |
| Residential Non-Heating | Tariff Rate R 6: | | | |
| | Bi-monthly Customer Charge | \$19.00 | \$19.00 | \$19.00 |
| | First 20 therms | \$0.4067 | \$0.4364 | 1.4582 ^{1.5122} |
| | All usage over 20 therms | \$0.3082 | \$0.3379 | 1.3597 ^{1.4137} |
| | Monthly Customer Charge | \$9.50 | \$9.50 | \$9.50 |
| | First 10 therms | \$0.4067 | \$0.4364 | 1.4582 ^{1.5122} |
| | All usage over 10 therms | \$0.3082 | \$0.3379 | 1.3597 ^{1.4137} |
| | LDAC | \$0.0297 | | |
| | Gas Cost Adjustment: | | | |
| | Cost of Gas | 1.0248 ^{1.0758} | | |
| Residential Non-Heating Low Income | Tariff Rate R 11: | | | |
| | Bi-monthly Customer Charge | \$13.80 | \$13.80 | \$13.80 |
| | First 20 therms | \$0.3084 | \$0.3381 | 1.3599 ^{1.4139} |
| | All usage over 20 therms | \$0.2335 | \$0.2632 | 1.2850 ^{1.3390} |
| | Monthly Customer Charge | \$6.90 | \$6.90 | \$6.90 |
| | First 10 therms | \$0.3084 | \$0.3381 | 1.3599 ^{1.4139} |
| | All usage over 10 therms | \$0.2335 | \$0.2632 | 1.2850 ^{1.3390} |
| | LDAC | \$0.0297 | | |
| | Gas Cost Adjustment: | | | |
| | Cost of Gas | 1.0248 ^{1.0758} | | |

Issued: ~~December 22, 2009~~^{January 27, 2010}

^{February 1, 2010}

Issued by:

Effective: With Service Rendered On and After ~~January 1, 2010~~

Title:

Treasurer

Authorized by NHPUC Order No. 25,035, in Docket No. DG 09-167, dated October 29, 2009.



NORTHERN UTILITIES - NEW HAMPSHIRE DIVISION
WINTER SEASON C&I RATES

| Winter Season January February 2010 - April 2010 | | Tariff Rates | Total Delivery Rates (Includes LDAC) | Total Billed Rates Tariff Rates, LDAC Plus Cost of Gas |
|---|--|--|---|---|
| C&I Low Annual/High Winter | Tariff Rate G 40: Monthly Customer Charge First 75 therms All usage over 75 therms LDAC Gas Cost Adjustment: Cost of Gas | \$18.70 \$0.3077 \$0.2007 \$0.0166 4.0296 <u>1.0836</u> | \$18.70 \$0.3243 \$0.2173 | \$18.70 4.3639 <u>1.4079</u> 4.2469 <u>1.3009</u> |
| C&I Low Annual/Low Winter | Tariff Rate G 50: Monthly Customer Charge First 75 therms All usage over 75 therms LDAC Gas Cost Adjustment: Cost of Gas | \$18.70 \$0.3018 \$0.1969 \$0.0166 0.9868 <u>1.0408</u> | \$18.70 \$0.3184 \$0.2135 | \$18.70 4.3052 <u>1.3592</u> 4.2003 <u>1.2543</u> |
| C&I Medium Annual/High Winter | Tariff Rate G 41: Monthly Customer Charge All usage LDAC Gas Cost Adjustment: Cost of Gas | \$60.30 \$0.1942 \$0.0166 4.0296 <u>1.0836</u> | \$60.30 \$0.2108 | \$60.30 4.2404 <u>1.2944</u> |
| C&I Medium Annual/Low Winter | Tariff Rate G 51: Monthly Customer Charge First 1300 therms All usage over 1300 therms LDAC Gas Cost Adjustment: Cost of Gas | \$60.30 \$0.1862 \$0.1467 \$0.0166 0.9868 <u>1.0408</u> | \$60.30 \$0.2028 \$0.1633 | \$60.30 4.4896 <u>1.2436</u> 1.1501 <u>1.2041</u> |
| C&I High Annual/High Winter | Tariff Rate G 42: Monthly Customer Charge All usage LDAC Gas Cost Adjustment: Cost of Gas | \$254.00 \$0.1725 \$0.0166 4.0296 <u>1.0836</u> | \$254.00 \$0.1891 | \$254.00 4.2487 <u>1.2727</u> |
| C&I High Annual/Low Winter | Tariff Rate G 52: Monthly Customer Charge All usage LDAC Gas Cost Adjustment: Cost of Gas | \$254.00 \$0.1262 \$0.0166 0.9868 <u>1.0408</u> | \$254.00 \$0.1428 | \$254.00 4.4296 <u>1.1836</u> |

Issued: ~~December 22, 2009~~ January 27, 2010 February 1, 2010

Effective: With Service Rendered On and After ~~January 1, 2010~~

Authorized by NHPUC Order No. 25,035, in Docket No. DG 09-167, dated October 29, 2009.

Issued by:

Title:

Treasurer

